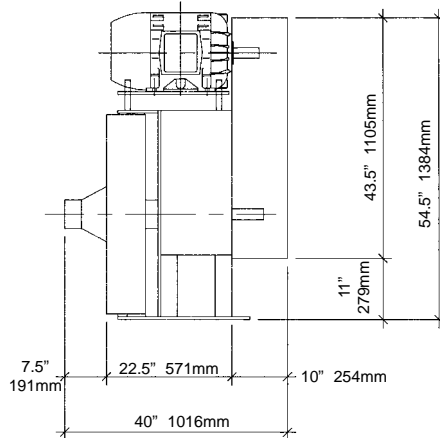
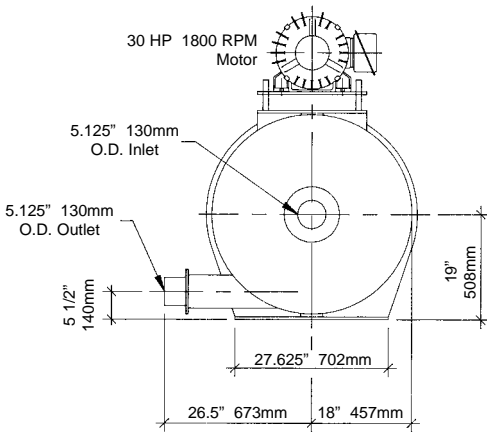
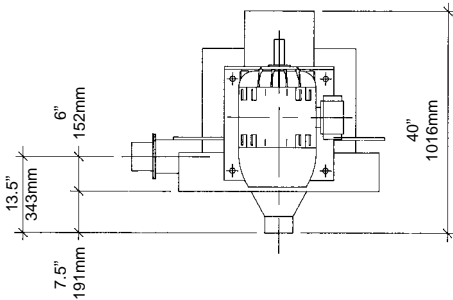



PROVEN

Numerous units in operation
for years in flour pressure lifts

SANITARY

Smooth contours and open design
minimize flour and dust accumulation



EFFECTIVELY DESTROYS INFESTATION IN FLOUR WITHIN PRESSURE CONVEYING LINES

OPERATION

The In-line Infestation destroyer is typically installed in pressure conveying lines with pressures of up to 14psi (1 bar). The rotor speed is adjustable for a maximum of 2400 rpm using a V-belt drive.

A dynamically balanced rotor minimizes unwanted vibration. The outlet position can be rotated in 45° increments, which allows for more versatile positioning. All bearings and seals are air-purged.

CAPACITY

Up to 50,000 Lbs/hr can be achieved when using a 50HP motor.

SPECIFICATIONS

WEIGHT (With 30hp motor): 2100 Lbs (955Kg) net; 2350 Lbs (1070Kg) export crated
DRIVE REQUIREMENTS: Up to 50 HP motor may be utilized.

CODEMA
L L C

11790 Troy Lane North
Maple Grove MN 55369 USA
763.428.2266 Fax: 763.428.4411

info@codemallc.com
www.codemallc.com

IN-LINE INFESTATION DESTROYER